

Quick Start Manual



RugGear®
RG310

WCDMA Digital Mobile Phone

Overview



keys	Introductions
①	Customizable shortcut key
②	Torch
③	Receiver
④	From left to right: light sensor, distance sensor
⑤	Screen
⑥	Menu key
⑦	Torch shortcut key
⑧	Answer key
⑨	Navigation
⑩	SOS
⑪	Back
⑫	Power key
⑬	Hang up key
⑭	Numeric key
⑮	OK
⑯	USB port
⑰	Volume up and down key
⑱	Desk top charger port
⑲	flashlight
⑳	battery cover screw
㉑	speaker
㉒	lanyard hole

Note:

1. SOS is used for “one-button alarm” function
2. You can long press * key to unlock the screen

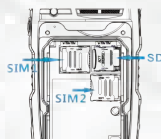
SIM card/Micro SD card installation and remove, the back cover lock and unlock

The device SIM card slot is the conventional standard micro SIM card slot. Slot 1 and 2 can support both GSM and WCDMA SIM card.

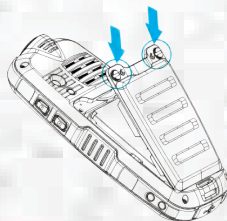
Please follow the steps mentioned below to install the memory card in the device:

1. Open the screw lock according to the picture direction.
2. Press the SIM or SD card metal cover and move to open the cover. Put the SIM/SD card metal side down to the slot.
3. follow the picture guide to insert the battery cover and lock the cover with screws.

open the cover



lock the cover



Note:

1. After installation is complete, be sure to tightly cover the battery. Tighten the Battery cover screw lock, to avoid water damage or dirt from entering the mobile phone.
2. Please try to use the phone's original data cable and adapter, or RugGear's approved data cable for the phone to charge.

Tips:

1. Insert/Remove the memory card: To store additional multimedia information, you must insert a memory card, the device can only accept up to 64GB Micro SD memory card.
2. Please make sure to remove the memory card in safe circumstances.

Forbiddance :


1. Please make sure the back cover screw lock, headphones and USB plug and all rubber cover are tightly closed, in order to have perfect dustproof and waterproof effect. Be sure to close a battery cover (specific reference in front of the battery back cover installation method)
2. Do not immerse the phone in water.
3. Do not expose your phone in the water dynamics such as waves or waterfalls.
4. Do not expose the equipment to salt water, ionized water or soapy water,
5. Do not use the phone in the spa or hot water because waterproof rubber is easily affected by high temperature.
6. Please do not use wet hands to open the battery cover. When open it, you must put the cover down in case water goes into the cover slot.
7. Do not immerse the phone in water or in extremely wet conditions when opening the back cover. (such as swimming or shower)
8. Do not open the battery cover while the body is not completely dry

- 9. Do not use detergent cleaning products and other chemicals.
- 10. Rubber seal stoppers in the battery cover are an important part of the device. Please be careful to avoid damaging it when you open or close the battery cover. Also, make sure there is no debris, such as sand or dust on the rubber seal.
- 11. If the device is dropped or subjected to impact, the battery cover and multifunction jack cover may be loose. Ensure that all covers are properly aligned and tightly closed.
- 12. Under certain conditions, such as high volume levels, it may be slightly vibrated. It is normal due to waterproof design and does not affect the performance.
- 13. If you accidentally drop your phone in the quagmire, do not worry, just flush it with clean water and dry it
- 14. If you accidentally drop your phone on the beach, do not worry, just flush it with clean water and dry it.
- 15. If the device is immersed in water or wet microphone or speaker, during a call, the other party may not be able to hear your voice, so wipe with a dry cloth to make sure the microphone or speakers are clean and dry. Hair dryer is not permitted.
- 16. If water droplets are found on the screen, it may affect the perception of the touch screen resulting in errors. Recommend to continue to use the phone after drying the water droplets

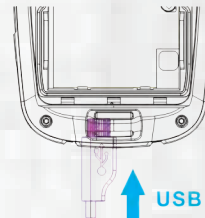
Charging the battery

The first time you use your phone, please run out of power first, and then charge the battery until it is fully charged.

- Please try to use the phone's original data cable and adapter, or RugGear approved data cable for the phone to charge. Unqualified charger or USB cable may lead to the device explosion.

- When the battery is low, the device will emit a warning tone and a low battery message prompts. The battery icon  will appear blank. If the battery is too low, the phone will automatically shut down. Need to charge the battery in order to continue to use the phone.

- If the battery is completely discharged, even if the connection on the travel charger, cannot turn on the device. Before attempting to turn on the device, please charge a few minutes first.



- Please open rubber plug according to the following right direction, before Inserting the headset or data cable.

- The travel charger is not connected properly may result in serious damage to mobile phones. For any damage caused due to misuse, is not in the warranty scope.

- To save power, unplug the device when not in use travel charger.

Extend battery life:

To save power, you can:

- 1. When not using Bluetooth, Wi-Fi or GPS, please close these wireless communication function;
- 2. Lowering the phone screen brightness and setting a shorter sleep time can save power. You can press the power button to turn off the screen when not using the device.
- 3. Closing Email, calendar and contacts, and other applications of automatic synchronisation; Long pressing the HOME main menu button, selecting the icon and dragging left or right to slide to disappear;
- 4. Your installation and use of some of the applications may shorten battery life, please exit used applications or long press the menu button to view the used application list and slide left/right to exit.

Safety Information :

Specific Absorption Rate(SAR)

Your equipment radiation standard unit of measurement is known as specific absorption rate (SAR). In the ICNIRP, the SAR limit is 2.0 watts per kilogram (W/kg) every 10 grams of tissue on average. Using equipment accessories may result in different SAR values (SAR). The SAR may vary from reporting requirements, testing requirements and the network frequency in different countries or regions. The actual maximum of specific absorption rate of ear side and side of the head in this equipment of radio frequency electromagnetic field radiation used is less than 2.0 W/kg, in line with the area union CE and ROHS standards, conform to the requirements of the China national standard GB 2128-2128

To protect yourself and others from harm, please read all of the following information before using your mobile phone.

- Do not put the device in hot or cold places.
- Do not put the phone inside the heater, microwave, cooking equipment or high pressure vessel
- Do not touch the phone or charger when the phone is charging with wet hands.
- Do not use the phone in outdoor thunderstorm weather
- In a potentially explosive environment, gas station, etc., please turn off the phone.
- When using the phone at a restricted area, please observe all safety warnings and regulations.
- Please abide by all the relevant safety warnings and regulations of using mobile phones while driving
- Please turn off the phone while flying
- Do not use the phone in the occasion where is easily affected by radio frequency interference like hospitals and so on
- If possible, avoid the use of mobile phones within 15cm range from the pacemaker. The reason is the phone may interfere with pacemakers.
- If you use a hearing aid, please contact with the manufacturer about radio interference information.

If you must use the phone, please keep a distance of at least 15cm with pacemaker. Please use the phone at the other side of the body or opposite the pacemaker in order to reduce the interference with the pacemaker.

If you use other medical devices, please contact with the device manufacturer before using this medical device to determine whether the equipment will be affected by this phone emitted radio frequencies.

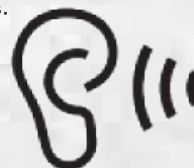
- Do not allow children or animals to bite, chew, or suck the phone or battery.
- Do not touch the multifunction jack and battery electrode with conductive elements of metal or liquids.
- Do not use the flash or lights when approaching human or animals eyes.
- Do not use high-volume to listen to long conversation or music, so as not to damage your hearing.
- Do not disassemble, modify or repair the phone.
- Do not approach other handset manufacturers for any changes or modifications or this will void the warranty. For service, please contact with after-sales service department of RugGear or your local dealer.
- Only qualified service personnel can repair phones.

Operating temperature: -20℃~50℃

The product contains a re-charger battery, the charging voltage 4.3V. The device contains a power adapter, charging temperature is 0℃~+40℃

Caution risk of explosion if battery is replaced by an incorrect type. Dispose used batteries according to the instructions.

Excessive sound pressure from earphones and headphones can cause hearing loss.



Disclaimer

All content and services available through this device belong to third parties and is protected by copyright, patent, trademark and other intellectual property laws, such content and services for personal, non-commercial use only. In the absence of obtaining license from content owner or service provider, you may not use any content or services.

In addition to the above limitations, unless expressly permitted by the application content or service providers, otherwise, any content or service this equipment displays, you may not modify, copy, republish, upload, post, transmit, translate, sell, create derivative works, exploit, or distribute in any way.

Third-party content and services as is available. Regardless, for any purpose, RugGear does not provide any express or implied warranties for the provided content or service. RugGear explicitly stated, does not undertake any implied warranty and terms or conditions accepted by laws and regulations Common law or in any other way including but not limited to the applicability of the merchantability or for a specific purpose

The third-party service may at any time to stop or interrupt, RugGear is not responsible for any period of time when the content or services is available. Content and services are transmitted by third parties through the network and transmission equipment outside the control of RugGear In addition to the generality of this exceptions clause, RugGear makes it clear that our company is not responsible for any interrupt and delay of any content or service applicable for this device.

RugGear involving content and services are neither responsible nor liable. Any content or services related services should be made directly by the content and service providers.